

**NCBA Dollar Money Market Fund** is a USD-denominated collective investment scheme that invests in a diversified portfolio of interest income earning assets, while ensuring low risk on the principal investment and access to funds on demand.


The fund invests in a diversified pool of interest income-earning securities and money market instruments, East African government securities, USD denominated corporate bonds and commercial and USD denominated offshore debt securities.

#### FUND PHILOSOPHY

**1. Investment Focus:** The fund focuses on generating stable interest income with minimal credit risk over capital gains.

**2. Subscriptions and redemptions:** The fund offers daily subscriptions and top-ups, while maintaining high liquidity to ensure investors can redeem their units on a T+2 day basis.

#### RISK RATING: Moderately Conservative



#### FUND INFORMATION

Inception Date: **February 2026**  
 Base Currency: **USD**  
 Fund Size: **USD 2.29 million**  
 Benchmark: **Overnight SOFR**  
 Fund Manager: **NCBA Investment Bank**  
 Custodian: **ABSA Bank Kenya Limited**  
 Trustees: **KCB Bank Kenya Limited**  
 Auditor: **Deloitte**

#### FEES (calculated as a % of fund value)

Initial & Redemption Fee: **0%**  
 YTD Total Expense Ratio: **1.10%**

#### DEALING INFORMATION

Minimum Investment: **USD 100**  
 Minimum Top-Up: **USD 50**  
 Interest Distribution Frequency: **Daily**  
 Pricing: **Daily Yield**

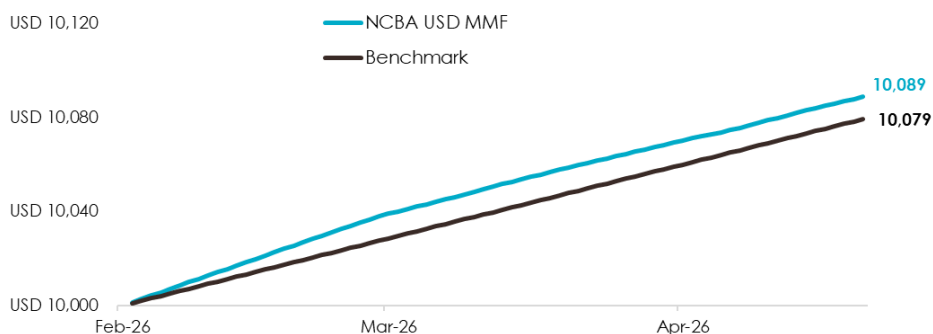
#### PORTFOLIO CHARACTERISTICS

Average Daily Yield: **3.47%**  
 Sharpe Ratio (Since Inception): **0.60**  
 Maximum Drawdown (Since Inception): **0%**

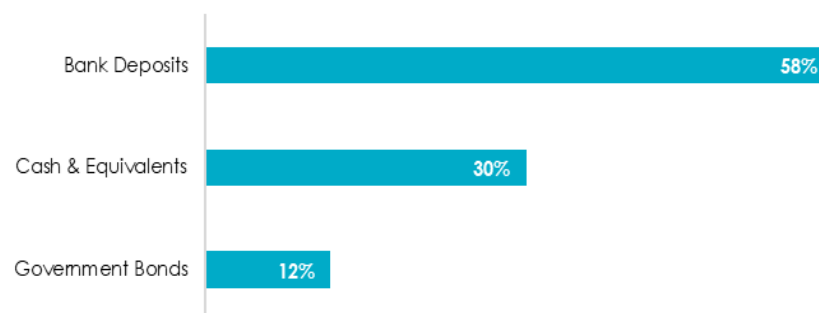
#### FUND PERFORMANCE

	1 Month	Since Inception
<b>Fund</b>	0.29%	0.89%
<b>Benchmark</b>	0.30%	0.79%

#### Cumulative Growth of USD 10,000 assuming reinvestment of interest



#### ASSET ALLOCATION



#### PORTFOLIO MANAGER'S COMMENTARY

The Fund delivered a moderate return in April relatively tracking the benchmark. The performance reflects the progressive deployment of capital into high-quality, short-duration instruments, with a focus on liquidity and capital preservation, while maintaining flexibility in a dynamic interest rate environment.

Looking ahead, with U.S. rates expected to remain elevated amid persistent inflation risks, the Fund is well positioned to continue benefiting from attractive short-term yields, while maintaining a disciplined approach to liquidity, credit quality, and capital stability as the portfolio scales.

**Kenneth Mugira**  
 Portfolio Manager

#### Glossary of Terms

**Maximum Drawdown** measures the largest percentage decline in value that an investment experiences from its highest point to its lowest point.

**Sharpe Ratio** measures the return of an investment per unit of risk. The higher the ratio the higher the risk-adjusted return.

#### Disclaimer

The content of this document and any other materials is for information purposes only and should not be construed as financial, investment, legal or tax advice. The returns are not guaranteed, and past performance is not a guarantee of future investment results. There are risks involved in investing in securities, and in certain circumstances, the right to redeem units may be suspended with possible loss of principal. The Capital Markets Authority does not take responsibility for the financial soundness of the scheme or for the correctness of any statements made or opinions expressed in this regard.

NCBA Investment Bank is licensed as a Fund Manager by the Capital Markets Authority.

### U.S. Inflation & Interest Rate Trends

U.S. inflation dynamics in April 2026 were shaped by renewed energy-driven pressures, as ongoing Middle East tensions and the disruptions linked to the Strait of Hormuz pushed oil prices higher and reintroduced upside risks to inflation. Recent data and market indicators suggest inflation remains sticky around ~3% and trending higher, with risks of further acceleration driven by energy costs.

At its April meeting, the Federal Reserve held interest rates steady at 3.50%–3.75%, adopting a cautious “wait-and-see” stance amid elevated inflation and heightened uncertainty. The decision reflected growing concern that conflict-driven energy shocks could sustain inflation above target, complicating the path toward policy easing.

As a result, markets scaled back expectations for rate cuts in 2026, with investors now anticipating a prolonged pause. This marks a clear shift from earlier in the year when two cuts had been priced in, highlighting a repricing toward the “higher-for-longer” policy.

### U.S. Dollar Performance

The U.S. dollar softened in April 2026, with the U.S. Dollar Index declining by 1.00% in April, as shifting geopolitical dynamics and policy expectations tempered safe-haven demand. While Middle East tensions continued to underpin the dollar strength at various points, driving intermittent safe-haven inflows, periods of ceasefire optimism and de-escalation led to bouts of dollar weakness during the month.

At the same time, the Federal Reserve’s decision to hold rates steady reinforced a “higher-for-longer” stance but failed to provide additional upside support, as markets had largely priced in the pause and began reassessing the need for further tightening. Despite the monthly decline, the dollar remains marginally stronger on a year-to-date basis (+0.65%), as underlying support factors relatively tight U.S. monetary policy and economic resilience remain intact.

### Eurobond Markets

The Kenyan Eurobond market staged a rebound in April, reversing part of March’s risk-off selloff, as global conditions improved and demand for frontier sovereign risk recovered. Yields declined sharply across the curve, falling by ~41–80 basis points, with the most pronounced compression seen in the mid-to-long end (notably the 2031 and 2034 maturities).

Despite the strong April performance, spreads remain elevated relative to earlier in the year, indicating that while the “war premium” has eased, it has not fully dissipated. The market is effectively shifting from stress pricing to cautious normalization, rather than a full rerating.

### Contact Us

NCBA Investment Bank - Wealth Management

NCBA Annex, Hospital road – Upper Hill,

P.O. Box: **44599 – 00100 Nairobi. Kenya**

Tel: **+254 020 2884444**

Email: [unitrustsfunds@ncbagroup.com](mailto:unitrustsfunds@ncbagroup.com)



[Join our WhatsApp Channel](#)

### Disclaimer

*The content of this document and any other materials is for information purposes only and should not be construed as financial, investment, legal or tax advice. The returns are not guaranteed, and past performance is not a guarantee of future investment results. There are risks involved in investing in securities, and in certain circumstances, the right to redeem units may be suspended with possible loss of principal. The Capital Markets Authority does not take responsibility for the financial soundness of the scheme or for the correctness of any statements made or opinions expressed in this regard.*